


COMPARE OUR MACHINE GUARDING SOLUTIONS


WHAT ARE YOUR MACHINE GUARDING NEEDS?

Speed of assembly, strength against impact, or versatility; find you what you're looking for here. Each Folding Guard solution offers practical engineering for straightforward results.




VERSA GUARD™

Versatile, Frameless, On-Site Modification




SAF-T-FENCE®

Modular, In Stock, 30 Size Combinations



DROP-N-LOCK®

Fast Install, Easy Dismounts, In Stock



SAF-T-FAST® HD

Heavy-Duty, Robust, Cable Support

Standard System Heights	63" 84" 96"	63" 84" 96"	63" 84" 96"	100"
Standard Width Available	10" 22" 34" 46"	10" 16" 19" 22" 28"	10" 16" 19" 22" 28"	8 13/16" 12 3/4" 16 11/16" 20 5/8"
	58" 70" 94" 118"	34" 46" 58" 70"* 94"*	34" 46" 58" 70"* 94"*	24 9/16" 28 1/2" 36 3/8" 44 1/4" 56 1/16"*
Mesh	1.25" x 2.5" Grid, 8 Ga. Welded Wire	1.25" x 2.5" Grid, 10 Ga. Welded Wire	1.25" x 2.5" Grid, 10 Ga. Welded Wire	1 1/4" x 2 1/2" Grid, 10 Ga. Welded Wire
Frame	-	1.25" x 1.25", 14 Ga. Angle	1.25" x 1.25", 14 Ga. Angle	0.75" x 0.75", 19 Ga. Tube
Post	2" x 2", 16 Ga. Tube	2" x 2", 16 Ga. Tube	2" x 2", 16 Ga. Tube	2" x 2", 7 Ga. Tube
Base Plate	4" x 6" x 0.25"	4" x 6" x 0.25"	4" x 6" x 0.25"	6" x 6" x 3/8"
Standard Color	Black Panels Yellow Posts	Black Panels Yellow Posts	Black Panels Yellow Posts	Black Panels Yellow Posts
Adaptability in Field	● ● ● ●	● ● ● ●	● ● ● ●	● ● ● ●
Accessibility for Maintenance	● ● ● ●	● ● ● ●	● ● ● ●	● ● ● ●
Durability	● ● ● ●	● ● ● ●	● ● ● ●	● ● ● ●
Price Range	\$	\$\$	\$\$\$	\$\$\$\$

Custom Color Options

 See your sales rep for custom order cost and lead time

*Widths available in 63" (5' 3") height option only