



SAF-T-FENCE® PARTITIONS



KEEP YOUR INVENTORY SAFE WITH AN EASY-TO-ASSEMBLE PARTITIONING SYSTEM

▶ **STRUCTURAL INTEGRITY**

Our framed welded mesh that bolts into our posts gives Saf-T-Fence® superior strength and stability.

▶ **MODULAR SYSTEM**

The Saf-T-Fence® system consists of standard panels available in a variety of widths and heights.

▶ **IN STOCK**



We keep a large stock of our standard components in-house to ensure quick shipping for your urgent security needs.

▶ **MULTIPLE LOCK OPTIONS**

With doors available in multiple configurations, we're able to find the right solution for your project. If your required option doesn't show here, your local sales representative will work with you to find the best solution.

You don't have to build permanent walls to control access to your inventory, tools, supplies or documents – Saf-T-Fence® Partitions are a great, low-cost alternative! Our modular partitioning system provides security, structural strength and flexibility, all while allowing an unobstructed view of your property. The mesh pattern also allows for full air and light circulation with no change to your lighting or heating systems required.

Our modular system can be built in various heights by pairing our standard height panels in combination with multiple styles of doors. All pieces in the Saf-T-Fence® Partitioning system assemble and install with precision and ease.



The angle panel kit can join two panels at any angle

The sturdy 4" x 6" footplate makes the system extremely stable



SAF-T-FENCE® PARTITIONS



STANDARD OFFERING

	Width	82" High	94" High	24" High
Posts				Extensions
	2"	SAF-P84B	SAF-P96B	SAF-PE24B
Panels				
	10"	SAF-1082	SAF-1094	SAF-1024
	16"	SAF-1682	SAF-1694	SAF-1624
	19"	SAF-1982	SAF-1994	SAF-1924
	22"	SAF-2282	SAF-2294	SAF-2224
	28"	SAF-2882	SAF-2894	SAF-2824
	34"	SAF-3482	SAF-3494	SAF-3424
	46"	SAF-4682	SAF-4694	SAF-4624
	58"	SAF-5882	SAF-5894	SAF-5824
	70"	-	-	SAF-7024
	94"	-	-	SAF-9424
Door Type				
Single Hinged	34" 46" 58"	HS034082A1 HS046082A1 HS058082A1	HS034094A1 HS046094A1 -	- - -
Pair Hinged	70" 94"	HP070082A1 HP094082A1	HP070094A1 HP094094A1	- -
Single Slide	34" 46" 58" 70" 94"	SS034082A1 SS046082A1 SS058082A1 SS070082A1 -	- SS046094A1 SS058094A1 SS070094A1 SS094094A1	- - - - -
Slide Pair	70" 94"	SP070082A1 SP094082A1	- SP094094A1	- -
Clear Access Single Slide	70"	CS070082A1	-	-
Clear Access Slide Pair	94" 142"	CP094082A1 CP142082A1	- -	- -

DOOR OPTIONS - TRACK & HEADER

Door Type	Width	Header Bar	Transom	Track
Single Hinged	34"	K-HB034011	K-TP034111	-
	46"	K-HB046011	K-TP046111	-
	58"	K-HB058011	K-TP058111	-
Pair Hinged	70"	K-HB070011	K-TP070111	-
	94"	K-HB094011	K-TP094111	-
Single Slide	34"	-	K-TP034111	K-SS034TSP
	46"	-	K-TP046111	K-SS046TSP
	58"	-	K-TP058111	K-SS058TSP
	70"	-	K-TP070111	K-SS070TSP
Slide Pair	70"	-	K-TP070111	K-SS094TSP
	94"	-	K-TP094111	K-SS094TSP
Clear Access Single Slide	70"	-	-	K-CS070TLP
Clear Access Slide Pair	94" 142"	-	-	K-CP094TLP K-CP142TLP

LOCKSET OPTIONS

Door Type	Snap Lock	Pad Lock	Cylinder	Keypad	Electric Strike
Single Hinged	K-HSSLUNP	K-HSPLUNP	K-HSKDOR1	K-HST1OR1	K-HSESOR1
Pair Hinged	K-HPSLUNP	K-HPPLUNP	K-HPKDOR1	-	*K-HPESOR1
Single Slide	K-SSSLUN1	K-SSPLUN1	K-SSKDSR1	K-SST4SR1	-
Slide Pair	K-SPSLUN1	K-SPPLUN1	K-SPKDSR1	-	-
Clear Access Single Slide	K-CSSLUN1	K-CSPLUN1	K-CSKDSR1	K-CST4SR1	-
Clear Access Slide Pair	K-CPSLUN1	K-CPPLUN1	K-CPKDSR1	-	-

Lock right and universal options shown above. More options available, consult sales.

SPECIFICATIONS

Panels / Doors


Frame	14-gauge 1 1/4" x 1 1/4"
Wire	10-gauge welded
Grid Opening	1 1/4" x 2 1/2"

Posts

Tube	2" x 2", 16-gauge
Foot Plate	4" x 6" x 1/4"

General

Panels/Posts Finishes	Powder Coated Black
Warranty	1 Year



Multiple lock options available
(Cylinder Lock shown)

OTHER LOCK OPTIONS

Door Type	SH	HP	SS	SP	CS	CP
Keyed Alike Cylinders	✓	✓	✓	✓	✓	✓
Keyed Different Cylinders	✓	✓	✓	✓	✓	✓
Cylinder to Accept Interchangeable Core	✓	✓	✓	✓	✓	✓
Thumbturn	✓	✓	✓	✓	✓	✓
Hydraulic Closer	✓	✓				
Pushbar Exit Device	✓	✓				
Deadlatch Paddle	✓	✓				
Lever Handle	✓	✓				
Magnetic Lock			✓	✓	✓	✓
Proximity Card Reader	✓	✓	✓	✓	✓	✓
Exit Button	✓	✓	✓	✓	✓	✓

SH Single Hinge | HP Pair Hinge | SS Single Slide | SP Slide Pair
CS Clear Access Single slide | CP Clear Access Slide Pair