



STOR-MORE®

TENANT STORAGE LOCKER

GALVANIZED WELDED WIRE



STURDY LOCKERS FOR SAFE AND SECURE APARTMENT OR OFFICE STORAGE

- ▶ **STRUCTURAL INTEGRITY**
Composed of heavy-gauge welded wire mesh, our lockers are extremely sturdy and secure.
- ▶ **FLEXIBLE CONFIGURATION**
Lockers are available in single-, double- and triple-tier configurations, and can also be combined to fit your needs.
- ▶ **CAD SUPPORT**
We can support you with CAD drawings to show where our lockers can be located within your space.
- ▶ **EASY INSTALL**
Component panels are pre-punched and slotted for easy assembly and relocation using standard hand tools. Units can either be bolted to the floor or to the wall.

All-galvanized steel Stor-More® Tenant Storage Lockers provide sturdy, secure storage for apartment, condominium and business tenants. Their galvanized finish and heavy-duty construction ensure years of maintenance-free performance.

A modular design makes Stor-More® Galvanized Tenant Storage Lockers easy to plan, install and relocate. Available in six standard sizes ranging from 3' x 3' x 90" to 4' x 5' x 90", our lockers can be configured to meet your unique needs.



All lockers come with a padlock hasp for increased security



Shelves can be added to make the most of your storage space



STOR-MORE®

TENANT STORAGE LOCKER GALVANIZED WELDED WIRE



SINGLE-TIER

PART No.	W x D x H	WEIGHT
Starter Unit		
ST133-GALV	3' x 3' x 90"	126 lbs.
ST134-GALV	3' x 4' x 90"	146 lbs.
ST135-GALV	3' x 5' x 90"	165 lbs.
ST143-GALV	4' x 3' x 90"	118 lbs.
ST144-GALV	4' x 4' x 90"	148 lbs.
ST145-GALV	4' x 5' x 90"	174 lbs.
Add-On Unit		
AD133-GALV	3' x 3' x 90"	94 lbs.
AD134-GALV	3' x 4' x 90"	101 lbs.
AD135-GALV	3' x 5' x 90"	113 lbs.
AD143-GALV	4' x 3' x 90"	91 lbs.
AD144-GALV	4' x 4' x 90"	107 lbs.
AD145-GALV	4' x 5' x 90"	121 lbs.

DOUBLE-TIER

PART No.	W x D x H	WEIGHT
Starter Unit		
ST233-GALV	3' x 3' x 90"	154 lbs.
ST234-GALV	3' x 4' x 90"	182 lbs.
ST235-GALV	3' x 5' x 90"	208 lbs.
ST243-GALV	4' x 3' x 90"	166 lbs.
ST244-GALV	4' x 4' x 90"	195 lbs.
ST245-GALV	4' x 5' x 90"	222 lbs.
Add-On Unit		
AD233-GALV	3' x 3' x 90"	122 lbs.
AD234-GALV	3' x 4' x 90"	139 lbs.
AD235-GALV	3' x 5' x 90"	156 lbs.
AD243-GALV	4' x 3' x 90"	134 lbs.
AD244-GALV	4' x 4' x 90"	151 lbs.
AD245-GALV	4' x 5' x 90"	168 lbs.

TRIPLE-TIER

PART No.	W x D x H	WEIGHT
Starter Unit		
ST333-GALV	3' x 3' x 90"	174 lbs.
ST334-GALV	3' x 4' x 90"	207 lbs.
ST335-GALV	3' x 5' x 90"	238 lbs.
ST343-GALV	4' x 3' x 90"	186 lbs.
ST344-GALV	4' x 4' x 90"	220 lbs.
ST345-GALV	4' x 5' x 90"	252 lbs.
Add-On Unit		
AD333-GALV	3' x 3' x 90"	142 lbs.
AD334-GALV	3' x 4' x 90"	164 lbs.
AD335-GALV	3' x 5' x 90"	186 lbs.
AD343-GALV	4' x 3' x 90"	154 lbs.
AD344-GALV	4' x 4' x 90"	176 lbs.
AD345-GALV	4' x 5' x 90"	198 lbs.

OPTIONS

PART No.	W x D	WEIGHT
Locker Tops		
LT33-GALV	3' x 3'	6 lbs.
LT34-GALV	3' x 4'	6 lbs.
LT35-GALV	3' x 5'	8 lbs.
LT43-GALV	4' x 3'	6 lbs.
LT44-GALV	4' x 4'	8 lbs.
LT45-GALV	4' x 5'	8 lbs.
Locker Backs		
SMBK3690-GALV	3' x 90"	30 lbs.
SMBK4890-GALV	4' x 90"	40 lbs.
Bottom Shelf		
LS33	3' x 3'	20 lbs.
LS34	3' x 4'	25 lbs.
LS35	3' x 5'	30 lbs.
LS43	4' x 3'	20 lbs.
LS44	4' x 4'	25 lbs.
LS45	4' x 5'	30 lbs.

SINGLE-TIER COMPLETE WITH TOP & BACK PANEL

PART No.	W x D x H	WEIGHT
Starter Unit		
ST133-GALV-COM	3' x 3' x 90"	162 lbs.
ST134-GALV-COM	3' x 4' x 90"	182 lbs.
ST135-GALV-COM	3' x 5' x 90"	203 lbs.
ST143-GALV-COM	4' x 3' x 90"	164 lbs.
ST144-GALV-COM	4' x 4' x 90"	196 lbs.
ST145-GALV-COM	4' x 5' x 90"	222 lbs.

DOUBLE-TIER COMPLETE WITH TOP & BACK PANEL

PART No.	W x D x H	WEIGHT
Starter Unit		
ST233-GALV-COM	3' x 3' x 90"	190 lbs.
ST234-GALV-COM	3' x 4' x 90"	218 lbs.
ST235-GALV-COM	3' x 5' x 90"	246 lbs.
ST243-GALV-COM	4' x 3' x 90"	212 lbs.
ST244-GALV-COM	4' x 4' x 90"	243 lbs.
ST245-GALV-COM	4' x 5' x 90"	270 lbs.

TRIPLE-TIER COMPLETE WITH TOP & BACK PANEL

PART No.	W x D x H	WEIGHT
Starter Unit		
ST333-GALV-COM	3' x 3' x 90"	210 lbs.
ST334-GALV-COM	3' x 4' x 90"	243 lbs.
ST335-GALV-COM	3' x 5' x 90"	276 lbs.
ST343-GALV-COM	4' x 3' x 90"	232 lbs.
ST344-GALV-COM	4' x 4' x 90"	268 lbs.
ST345-GALV-COM	4' x 5' x 90"	300 lbs.

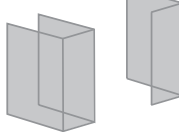
SPECIFICATIONS

Panels / Doors	
Wire	4-gauge welded
Grid Opening	1 1/2" x 3"
Hinge Type	Steel pin butt
Padlock Hasp	Yes (padlocks sold separately)
Anti-Pry Locking Bar	Yes
Frame	
Front / Back	14-gauge 1 1/2" x 1 1/2" angle
Header Bar	14-gauge 3 1/2" x 1" channel
Shelves	
Solid	18-gauge galvanized sheet metal (only with double- and triple-tier)
Options	
Top (Mesh)	4-gauge welded wire, 1 1/2" x 3" grid opening
Bottom (Solid)	18-gauge galvanized sheet metal
Back (Mesh)	4-gauge welded wire, 1 1/2" x 3" grid opening
Back (Solid)	18-gauge galvanized sheet metal (back is required for back-to-back units)
General	
Finish	Galvanized
Warranty	1 Year

CONFIGURATION INSTRUCTIONS

Modular design makes Stor-More® lockers easy to plan, install and relocate. Available in single-, double- and triple-tier units, and can be combined. Begin with starter unit, single-, double- or triple-tier and complete row with add-on units.

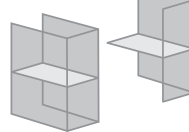
SINGLE TIER



Starter
1 single-tier door
2 end-run panels

Add-On
1 single-tier door
1 side panel

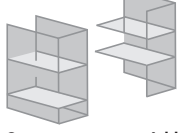
DOUBLE TIER



Starter
1 double-tier door
2 end-run panels
1 shelf

Add-On
1 double-tier door
2 side panels
1 shelf

TRIPLE TIER



Starter
1 triple-tier door
2 end-run panels
2 shelves

Add-On
1 triple-tier door
1 side panel
2 shelves

COMPLETE UNIT



Starter
1 triple-tier door
2 end-run panels
1 tip panel
1 back panel

Tier(s)
0-2 shelves (specify)

Single-row locker configurations installed against an existing wall do not require optional back panels. Double-row locker configurations share common back panels.

