

WOV-N-WIRE™ PARTITIONS

SPECIFICATIONS



Wov-N-Wire partition with slide-up window and single hinged door.

Wov-N-Wire Partitions have become an industry favorite thanks to our ability to offer a durable, high quality system at a competitive price.

Panels 10-gauge steel wire woven into 1½" diamond mesh, securely clinched to framing.

Vertical Frame 1¼" x 5/8" c-channels .

Horizontal Frame 1" x ½" steel channels.

Joints All joints are mortised and tenoned.

Center Reinforcing Bar Two steel channels 1" x 3/8" riveted through wire mesh at 3'6" from floor.

Top Capping Channel 1½" x 1" galvanized steel.

Corner Posts 1¼" x 1¼" steel angles.

Floor Sockets Cast aluminum.

Door Frame 1¼" x ½" steel channel.

Sliding Door Two four-wheel roller bearing truck/hangers enclosed in a galvanized steel box track and one steel channel bottom guide. Pre-hung.

Hinged Door and Dutch Door 1½" pair of butt hinges bolted to door and transom frame. Pre-hung.

Locking Built-in cylinder lock keyed different (KD).

Hardware Included.

Finish Machine grey powder coating, except galvanized and aluminum components.

Options Keyed alike cylinders (KA), Double cylinders (DC), ADA-compliant locks, Push button locks, Electric strike/card reader style locks; Crash/panic bars, Spring hinges and automatic closures; Service window; Ceiling panels.

Warranty 1 year.

**FOLDING
GUARD®**
L & P Guarding, LLC

5858 West 73rd Street
Bedford Park, Illinois 60638
Toll-free: 1-800-622-2214
Fax: 708-325-0450
e-mail: sales@foldingguard.com
www.foldingguard.com

Wov-N-Wire™ Partitions Standard Components

	7' High		8' High		10' High		12' High	
	Part No.	Wgt. (lbs.)	Part No.	Wgt. (lbs.)	Part No.	Wgt. (lbs.)	Part No.	Wgt. (lbs.)
Panels								
5'Wide	507	54	508	58	510	68	512	82
4'Wide	407	44	408	49	410	57	412	68
3'Wide	307	35	308	37	310	45	312	54
2'Wide	207	25	208	29	210	34	212	41
1'Wide	107	18	108	19	110	25	112	30
Adjustable Panels								
2-1/2" to 13"	AP-7	13	AP-8	15	AP-10	19	AP-12	23
Posts								
Line Posts	LP-7	14	LP-8	16	LP-10	20	LP-12	24
Corner Posts	PC-7	10	PC-8	11	PC-10	13	PC-12	15
Adjustable Corner Posts	APC-7	8	APC-8	9	APC-10	11	APC-12	13
Door Spacer Posts	DS-7	18	DS-8	20	DS-10	25	DS-12	30
Options								
Service Window Panels with shelf								
Slide 18-1/2" x 11-1/2"	507SW	90	508SW	94	510SW	104	512SW	125
Drop 16-1/2" x 24"	507DW	80	508DW	84	510DW	94	512DW	113
Wall Kit	WCK	1	4 zinc plated clamps and hardware.					
Cut-out Kit	COK	-	For cut-outs when obstructions such as piping exists.					
T-Joint Kit	TJK	3	3 panel intersection application					
T-Joint Door Kit	TJD	4	3 panels including door					
Mid Panel Kit	MPK	2	Frames and hardware to attach 1-1/2" diamond flattened expanded metal. Adjusts 2-1/2"- 13"					
Cylinder Mortise Lock			Consult factory					

Nominal heights: Actual height for 8' partition is 7'10-3/4"; actual height for 10' partition is 9'10-3/4"; actual height for 12' partition is 11'10-3/4"



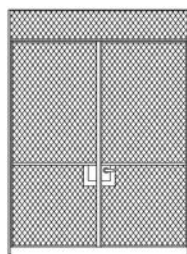
5858 West 73rd Street
 Bedford Park, Illinois 60638
 Toll-free: 1-800-622-2214
 Fax: 708-325-0450
 e-mail: sales@foldingguard.com
 www.foldingguard.com

Wov-N-Wire™ Partitions Stock Doors

	7' High		8' High		10' High		12' High	
	Part No.	Wgt. (lbs.)	Part No.	Wgt. (lbs.)	Part No.	Wgt. (lbs.)	Part No.	Wgt. (lbs.)
Single Hinged Door with Transom								
3' Wide	HS7-307	73	HS7-308	81	HS7-310	88	HS7-312	106
4' Wide	HS7-407	83	HS7-408	92	HS7-410	101	HS7-412	121
Bi-Parting Hinged Door with Transom								
6'	HP7-607	150	HP8-608	160	HP8-610	180	HP8-612	216
8'	HP7-807	168	HP8-808	190	HP8-810	215	HP8-812	258
Dutch Door with Transom								
3'	DD7-307	114	DD7-308	121	DD7-310	129	DD7-312	155
4'	DD7-407	122	DD7-408	130	DD7-410	140	DD7-412	168
Single Slide Door with Transom								
3'	SS7-307	96	SS7-308	105	SS7-310	112	SS7-312	134
4'	SS7-407	110	SS7-408	120	SS7-410	129	SS7-412	155
5'	SS7-507	123	SS7-508	136	SS7-510	148	SS7-512	178
6'	SS7-607	137	SS7-608	154	SS7-610	168	SS7-612	202
Single Slide Door — Full Height								
5'	SSF-507	120	SSF-508	136	SSF-510	160	SSF-512	192
6'	SSF-607	135	SSF-608	150	SSF-610	178	SSF-612	211
8'	SSF-807	208	SSF-808	230	SSF-810	273	SSF-812	328
10'	SSF-1007	234	SSF-1008	258	SSF-1010	308	SSF-1012	367
Bi-Parting Slide Door — Full Height								
8'	SPF-807	214	SPF-808	236	SPF-810	279	SPF-812	328
10'	SPF-1007	240	SPF-1008	265	SPF-1010	312	SPF-1012	367
Options								
Keyed alike cylinders (KA), Double cylinders (DC),								
ADA-compliant locks, Push button locks, Consult factory								
Electric strike/card reader style locks								
Crash/panic bars, Spring hinges and automatic closures Consult factory								




Single Hinged Door
with Transom



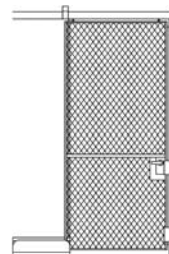
Bi-Parting Hinged Door
with Transom



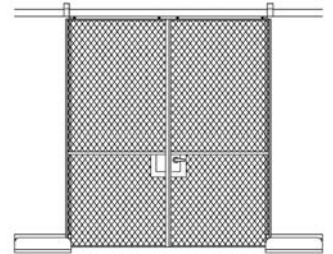
Dutch Door
with Transom



Single Slide Door
with Transom



Single Slide Door
Full Height



Bi-Parting Slide Door
Full Height

Wov-N-Wire™ Partition Ceilings

Length	1' Panel Width		2' Panel Width		3' Panel Width		4' Panel Width		5' Panel Width	
	Part No.	Wgt. (lbs.)	Part No.	Wgt. (lbs.)	Part No.	Wgt. (lbs.)	Part No.	Wgt. (lbs.)	Part No.	Wgt. (lbs.)

Standard Ceiling Panels

10'	CP110S	24	CP210S	32	CP310S	42	CP410S	52	CP510S	62
-----	--------	----	--------	----	--------	----	--------	----	--------	----

Odd Size Ceiling Panels Specify exact height and width

6'	CP1-6	13	CP2-6	19	CP3-6	26	CP4-6	32	CP5-6	40
8'	CP1-8	16	CP2-8	27	CP3-8	32	CP4-8	42	CP5-8	50
10'	CP1-10	24	CP2-10	32	CP3-10	42	CP4-10	52	CP5-10	62

Ceiling Wall Angle and Fascia Bar Recommended to support entire perimeter of ceiling panels

10'	CWA	-
-----	-----	---

Ceiling Stiffener Bar Recommended to support a large perimeter of ceiling panels

XX'	CSB	2.25 :ft.
-----	-----	-----------

Wov-N-Wire™ Extra High Partitions

Height	Panel Widths up to 1'		Panel Widths up to 2'		Panel Widths up to 3'		Panel Widths up to 4'		Panel Widths up to 5'	
	Part No.	Wgt. (lbs.)	Part No.	Wgt. (lbs.)	Part No.	Wgt. (lbs.)	Part No.	Wgt. (lbs.)	Part No.	Wgt. (lbs.)
up to 2'	12NL	5	2-2NL	6	3-2NL	9	4-2NL	11	5-2NL	14
up to 4'	1-4NL	9	2-4NL	12	3-4NL	18	4-4NL	22	5-4NL	27
up to 6'	1-6NL	13	2-6NL	18	3-6NL	26	4-6NL	32	5-6NL	40
up to 8'	1-8NL	16	2-8NL	25	3-8NL	32	4-8NL	42	5-8NL	50
up to 10'	1-10NL	22	2-10NL	30	3-10NL	40	4-10NL	50	5-10NL	60



5858 West 73rd Street
 Bedford Park, Illinois 60638
 Toll-free: 1-800-622-2214
 Fax: 708-325-0450
 e-mail: sales@foldingguard.com
 www.foldingguard.com