



# Stor-More® Tenant Storage Lockers – Welded Wire Galvanized Steel

LAYOUT SERVICES AND QUOTATION WORKSHEET

**For a quote: print out, complete pages 1 and 2, and fax to 708-325-0450 or email to sales@foldingguard.com.**

Name \_\_\_\_\_ Company \_\_\_\_\_  
 Phone \_\_\_\_\_ Address \_\_\_\_\_  
 Fax \_\_\_\_\_  
 Email \_\_\_\_\_ City \_\_\_\_\_ State \_\_\_\_\_ Zip \_\_\_\_\_



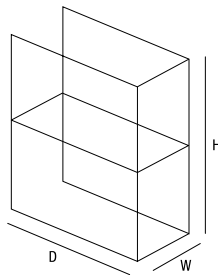
**FREE LAYOUT SERVICE FOR CUSTOM-SIZED LOCKERS**  
 Let Folding Guard design a custom solution – just complete sections 2, 3, and 4.

Welded Wire Galvanized Steel

## Section 1

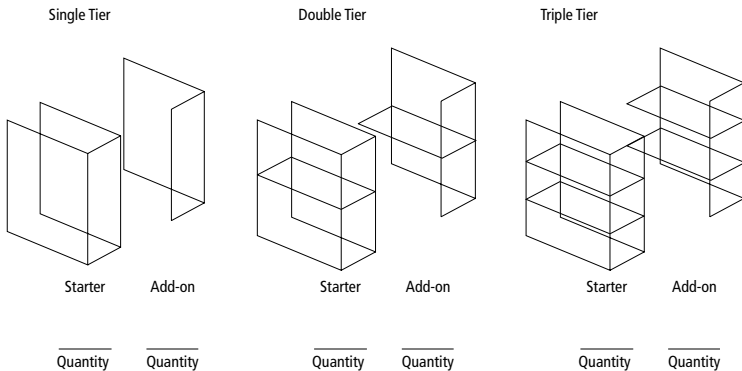
**Size:**  
 Standard (WxDxH):  
 3' x 3' x 90"    3' x 4' x 90"    3' x 5' x 90"  
 4' x 3' x 90"    4' x 4' x 90"    4' x 5' x 90"  
 Custom:  
 Width (front): \_\_\_\_\_  
 Depth: \_\_\_\_\_  
 Height: \_\_\_\_\_

\*Note: Size availability may vary



## Section 2

**Configuration:** Available in single, double, and triple tier units, that can be combined. Begin with a starter unit; complete a row with add-on units. **Also available as complete individual units including a top and back.** Indicate quantities below.



## Section 3

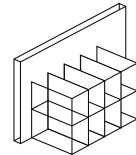
**Locker layout: Select standalone, single, or double-row configuration and options.**

Standalone configuration options:

- Locker top
- Locker back
- Bottom shelf (floor level)

Single-row configuration options:

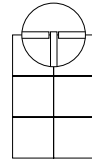
- Locker top
- Locker back
- Bottom shelf (floor level)



Single-row configuration against an existing wall does not require optional back panels

Double-row configuration options:

- Locker top
- Bottom shelf (floor level)



Double-row configuration shares common back panels

**Door:**

- Hinged:  
 Left    Right (standard)

**Locking:**

- Padlock hasp (lock not included)

**Finish:**

- Galvanized

**Options:**

- Gray powder coating
- Black powder coating
- Other color (please specify) \_\_\_\_\_

**Do you need installation?**

- Yes    No

**Do you need the name of a local dealer?**

- Yes    No

**Freight quote?**

- Yes    No   Zip Code \_\_\_\_\_





# Stor-More® Tenant Storage Lockers

LAYOUT SERVICES AND QUOTATION WORKSHEET

Name \_\_\_\_\_ Company \_\_\_\_\_

## Section 4

Sketch below and fax or email your floor plan. Indicate overall room dimensions – including ceiling height, location of doors, and other obstructions. Note the construction of floor as either concrete or wood. Note construction of each wall as masonry, wood, or drywall/plaster.

Email your floor plan:

Print out, complete, and fax quotation worksheet along with emailed floor plan. Email layout to: [sales@foldingguard.com](mailto:sales@foldingguard.com).

Format sent:  AutoCad 2000  SolidWorks  PDF

**FOLDING  
GUARD®**