



# Stor-More® Tenant Storage Lockers – Framed Welded Wire

LAYOUT SERVICES AND QUOTATION WORKSHEET

**For a quote: print out, complete pages 1 and 2, and fax to 708-325-0450 or email to sales@foldingguard.com.**

Name \_\_\_\_\_ Company \_\_\_\_\_  
 Phone \_\_\_\_\_ Address \_\_\_\_\_  
 Fax \_\_\_\_\_  
 Email \_\_\_\_\_ City \_\_\_\_\_ State \_\_\_\_\_ Zip \_\_\_\_\_



**FREE LAYOUT SERVICE FOR CUSTOM-SIZED LOCKERS**  
 Let Folding Guard design a custom solution – just complete sections 2, 3, and 4.

Framed Welded Wire

## Section 1

**Size:**

Standard (WxDxH):

- 3' x 3' x 90"     3' x 4' x 90"     3' x 5' x 90"
- 4' x 3' x 90"     4' x 4' x 90"     4' x 5' x 90"

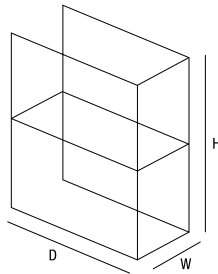
Custom:

Width (front): \_\_\_\_\_

Depth: \_\_\_\_\_

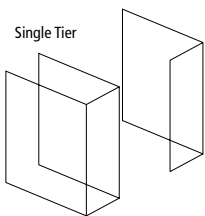
Height: \_\_\_\_\_

*\*Note: Size availability may vary*

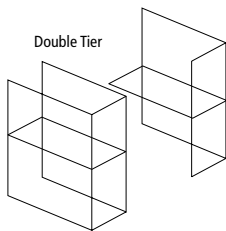


## Section 2

**Configuration:** Available in single and double tier units, and can be combined. Begin with a starter unit; complete a row with add-on units. Indicate quantities below.



Starter                      Add-on  
 \_\_\_\_\_                      \_\_\_\_\_  
 Quantity                      Quantity



Starter                      Add-on  
 \_\_\_\_\_                      \_\_\_\_\_  
 Quantity                      Quantity

## Section 3

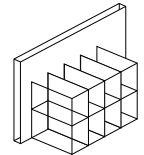
**Locker Layout: Select standalone, single, or double row configuration and options.**

Standalone configuration options:

- Locker top
- Locker back
- Bottom shelf (floor level)

Single-row configuration options:

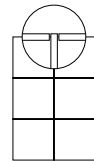
- Locker top
- Locker back
- Bottom shelf (floor level)



Single-row configuration against an existing wall does not require optional back panels

Double-row configuration options:

- Locker top
- Bottom shelf (floor level)



Double-row configuration shares common back panels

**Door:**

Hinged:

- Left     Right (Standard)

**Locking:**

- Padlock hasp (lock not included)

**Finish:**

- Gray powder coating

Options:

- Black powder coating
- Other (please specify) \_\_\_\_\_

**Do you need installation?**

- Yes     No

**Do you need the name of a local dealer?**

- Yes     No

**Freight quote?**

- Yes     No    Zip Code \_\_\_\_\_





# Stor-More® Bulk Storage Lockers

LAYOUT SERVICES AND QUOTATION WORKSHEET

Name \_\_\_\_\_ Company \_\_\_\_\_

## Section 4

Sketch below and fax or email your floor plan. Indicate overall room dimensions – including ceiling height, location of doors, and other obstructions. Note the construction of floor as either concrete or wood. Note construction of each wall as masonry, wood, or drywall/plaster.

Email your floor plan:

Print out, complete, and fax quotation worksheet along with emailed floor plan. Email layout to: [sales@foldingguard.com](mailto:sales@foldingguard.com).

Format sent:  AutoCad 2000  SolidWorks  PDF

**FOLDING  
GUARD®**